




See More Online

# **KFB:** Key Facts For Buyers

A Guide to This Property & the Local Area

**Sunday 19<sup>th</sup> November 2023**



**1, ALDERSON GROVE, HERSHAM, WALTON-ON-THAMES,  
KT12**

## **James Neave**

38 High Street Walton on Thames Surrey KT12 1DE

01932 221 331

[lily@jamesneave.co.uk](mailto:lily@jamesneave.co.uk)

[www.jamesneave.co.uk](http://www.jamesneave.co.uk)



# Property Overview



## Property

<b>Type:</b>	Flat / Maisonette	<b>Tenure:</b>	Leasehold
<b>Bedrooms:</b>	2	<b>Start Date:</b>	22/03/2018
<b>Floor Area:</b>	775 ft <sup>2</sup> / 72 m <sup>2</sup>	<b>End Date:</b>	25/12/2142
<b>Plot Area:</b>	0.09 acres	<b>Lease Term:</b>	125 years from and including 25 December 2017
<b>Council Tax :</b>	Band D	<b>Term Remaining:</b>	119 years
<b>Annual Estimate:</b>	£2,159		
<b>Title Number:</b>	SY853024		
<b>UPRN:</b>	10033331965		

## Local Area

<b>Local Authority:</b>	Elmbridge
<b>Conservation Area:</b>	No
<b>Flood Risk:</b>	
• Rivers & Seas	Very Low
• Surface Water	Medium

### Estimated Broadband Speeds (Standard - Superfast - Ultrafast)

<b>11</b> mb/s	<b>79</b> mb/s	<b>1000</b> mb/s

### Mobile Coverage: (based on calls indoors)



### Satellite/Fibre TV Availability:

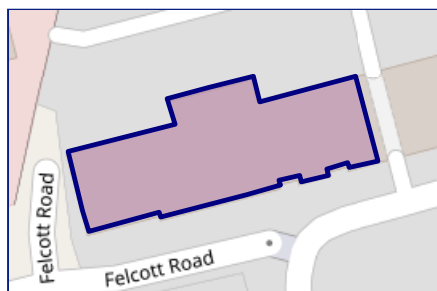


## Freehold Title Plan



**SY840107**

## Leasehold Title Plan



**SY853024**

Start Date: 22/03/2018  
End Date: 25/12/2142  
Lease Term: 125 years from and including 25 December 2017  
Term Remaining: 119 years

# Property EPC - Certificate

1 Alderson Grove, Hersham, KT12

Energy rating

**B**

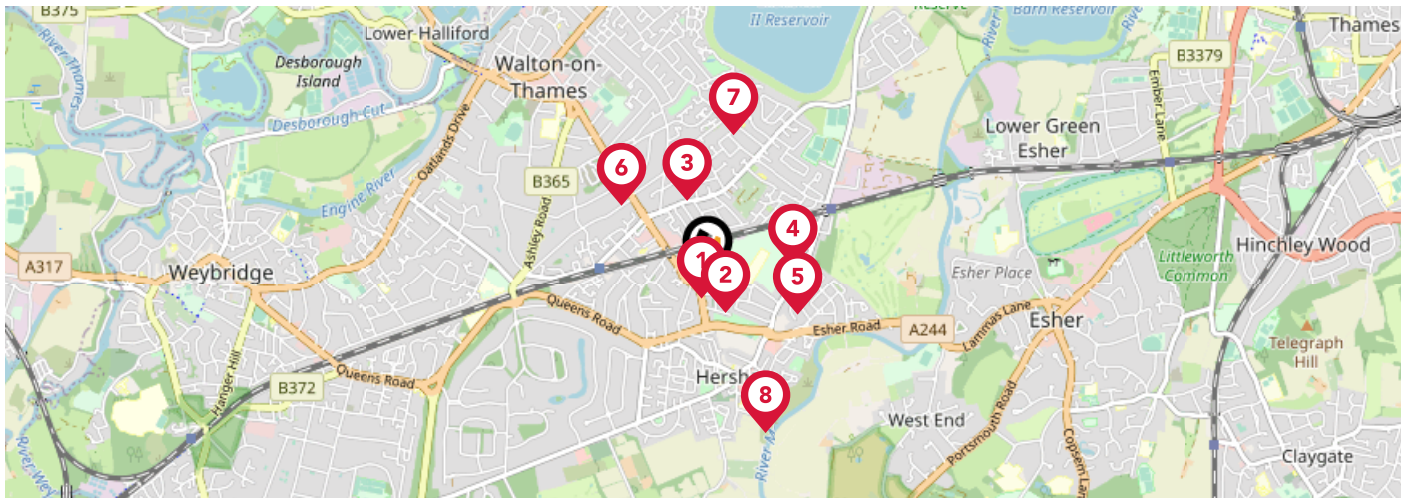
Valid until 06.11.2027









Score	Energy rating	Current	Potential
92+	<b>A</b>		
81-91	<b>B</b>	86   <b>B</b>	86   <b>B</b>
69-80	<b>C</b>		
55-68	<b>D</b>		
39-54	<b>E</b>		
21-38	<b>F</b>		
1-20	<b>G</b>		

## Additional EPC Data

<b>Property Type:</b>	Flat
<b>Build Form:</b>	Semi-Detached
<b>Transaction Type:</b>	New dwelling
<b>Energy Tariff:</b>	Standard tariff
<b>Main Fuel:</b>	Mains gas - this is for backwards compatibility only and should not be used
<b>Floor Level:</b>	Mid floor
<b>Flat Top Storey:</b>	No
<b>Top Storey:</b>	0
<b>Previous Extension:</b>	0
<b>Open Fireplace:</b>	0
<b>Walls:</b>	Average thermal transmittance 0.20 W/m <sup>2</sup> ·K
<b>Walls Energy:</b>	Very Good
<b>Roof:</b>	(other premises above)
<b>Main Heating:</b>	Boiler and radiators, mains gas
<b>Main Heating Controls:</b>	Programmer, room thermostat and TRVs
<b>Hot Water System:</b>	From main system
<b>Hot Water Energy Efficiency:</b>	Good
<b>Lighting:</b>	Low energy lighting in all fixed outlets
<b>Floors:</b>	(other premises below)
<b>Total Floor Area:</b>	72 m <sup>2</sup>

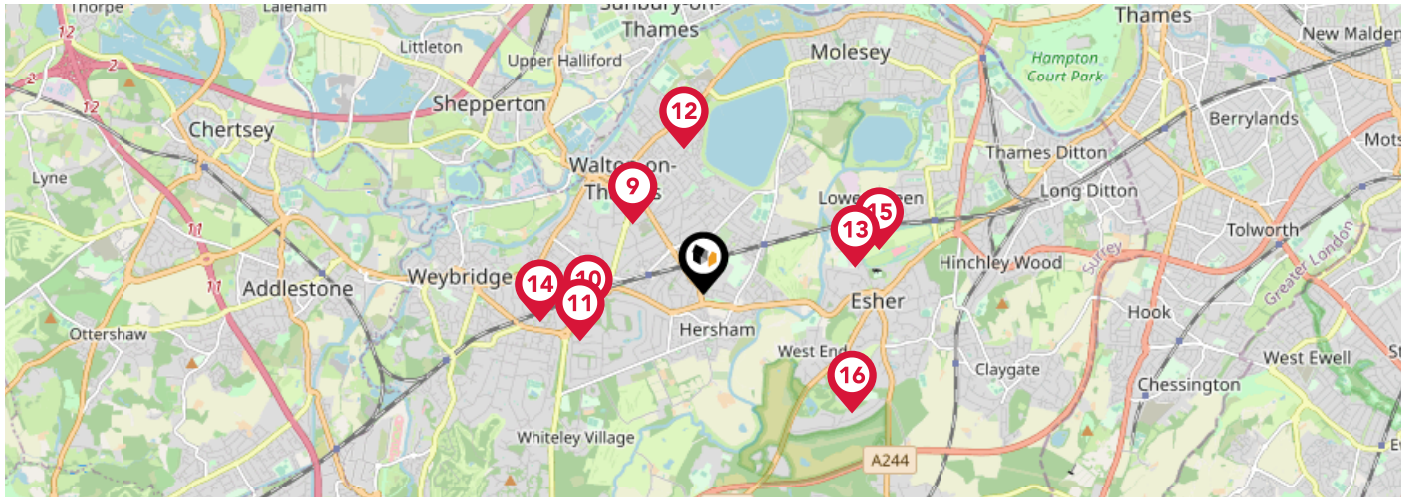
# Area Schools











		Nursery	Primary	Secondary	College	Private
 <b>Three Rivers Academy</b> Ofsted Rating: Good   Pupils: 1039   Distance:0.09		<input type="checkbox"/>	<input type="checkbox"/>	<input checked="" type="checkbox"/>	<input type="checkbox"/>	<input type="checkbox"/>
 <b>Bell Farm Primary School</b> Ofsted Rating: Good   Pupils: 660   Distance:0.17		<input type="checkbox"/>	<input checked="" type="checkbox"/>	<input type="checkbox"/>	<input type="checkbox"/>	<input type="checkbox"/>
 <b>The Danesfield Manor School</b> Ofsted Rating: Not Rated   Pupils: 129   Distance:0.38		<input type="checkbox"/>	<input checked="" type="checkbox"/>	<input type="checkbox"/>	<input type="checkbox"/>	<input type="checkbox"/>
 <b>Cardinal Newman Catholic Primary School</b> Ofsted Rating: Good   Pupils: 405   Distance:0.39		<input type="checkbox"/>	<input checked="" type="checkbox"/>	<input type="checkbox"/>	<input type="checkbox"/>	<input type="checkbox"/>
 <b>North East Surrey Secondary Short Stay School</b> Ofsted Rating: Good   Pupils: 31   Distance:0.44		<input type="checkbox"/>	<input type="checkbox"/>	<input checked="" type="checkbox"/>	<input type="checkbox"/>	<input type="checkbox"/>
 <b>Westward School</b> Ofsted Rating: Not Rated   Pupils: 125   Distance:0.52		<input type="checkbox"/>	<input checked="" type="checkbox"/>	<input type="checkbox"/>	<input type="checkbox"/>	<input type="checkbox"/>
 <b>Walton Oak Primary School</b> Ofsted Rating: Good   Pupils: 473   Distance:0.68		<input type="checkbox"/>	<input checked="" type="checkbox"/>	<input type="checkbox"/>	<input type="checkbox"/>	<input type="checkbox"/>
 <b>Burhill Primary School</b> Ofsted Rating: Good   Pupils: 634   Distance:0.76		<input type="checkbox"/>	<input checked="" type="checkbox"/>	<input type="checkbox"/>	<input type="checkbox"/>	<input type="checkbox"/>



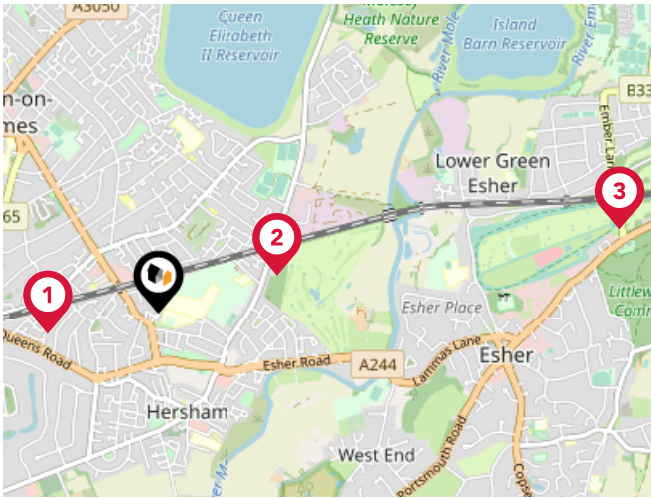
# Area Schools



		Nursery	Primary	Secondary	College	Private
	<b>Ashley Church of England Primary School</b> Ofsted Rating: Requires Improvement   Pupils: 567   Distance:0.93	<input type="checkbox"/>	<input checked="" type="checkbox"/>	<input type="checkbox"/>	<input type="checkbox"/>	<input type="checkbox"/>
	<b>Cleves School</b> Ofsted Rating: Outstanding   Pupils: 720   Distance:1.09	<input type="checkbox"/>	<input checked="" type="checkbox"/>	<input type="checkbox"/>	<input type="checkbox"/>	<input type="checkbox"/>
	<b>Walton Leigh School</b> Ofsted Rating: Outstanding   Pupils: 79   Distance:1.22	<input type="checkbox"/>	<input type="checkbox"/>	<input checked="" type="checkbox"/>	<input type="checkbox"/>	<input type="checkbox"/>
	<b>Grovelands Primary School</b> Ofsted Rating: Good   Pupils: 513   Distance:1.36	<input type="checkbox"/>	<input checked="" type="checkbox"/>	<input type="checkbox"/>	<input type="checkbox"/>	<input type="checkbox"/>
	<b>Esher Church of England High School</b> Ofsted Rating: Good   Pupils: 1154   Distance:1.43	<input type="checkbox"/>	<input type="checkbox"/>	<input checked="" type="checkbox"/>	<input type="checkbox"/>	<input type="checkbox"/>
	<b>Oatlands School</b> Ofsted Rating: Outstanding   Pupils: 268   Distance:1.53	<input type="checkbox"/>	<input checked="" type="checkbox"/>	<input type="checkbox"/>	<input type="checkbox"/>	<input type="checkbox"/>
	<b>Cranmere Primary School</b> Ofsted Rating: Good   Pupils: 473   Distance:1.68	<input type="checkbox"/>	<input checked="" type="checkbox"/>	<input type="checkbox"/>	<input type="checkbox"/>	<input type="checkbox"/>
	<b>Claremont Fan Court School</b> Ofsted Rating: Not Rated   Pupils: 890   Distance:1.76	<input type="checkbox"/>	<input checked="" type="checkbox"/>	<input checked="" type="checkbox"/>	<input type="checkbox"/>	<input type="checkbox"/>

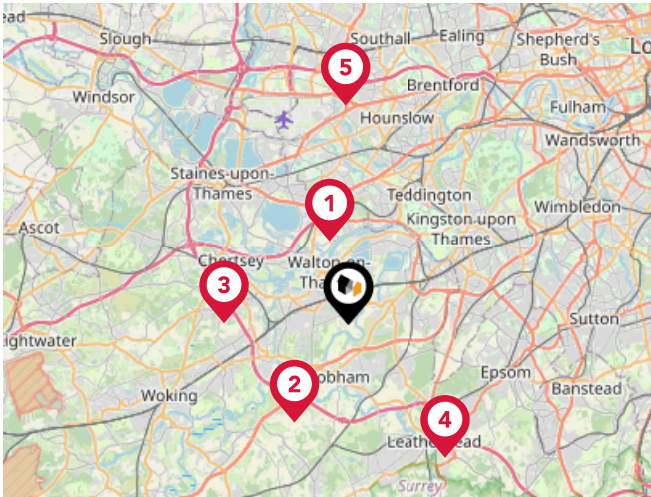
# Area

## Transport (National)



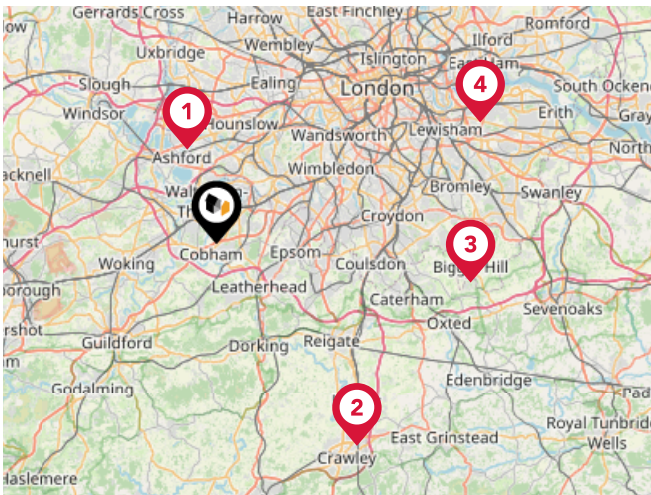
### National Rail Stations

Pin	Name	Distance
1	Walton-on-Thames Rail Station	0.53 miles
2	Hersham Rail Station	0.58 miles
3	Esher Rail Station	2.16 miles



### Trunk Roads/Motorways

Pin	Name	Distance
1	M3 J1	3.19 miles
2	M25 J10	4.15 miles
3	M25 J11	4.61 miles
4	M25 J9	6.09 miles
5	M4 J3	8.1 miles



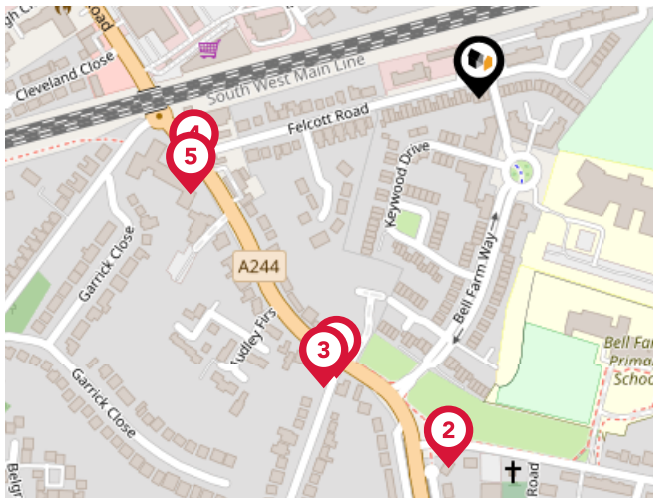
### Airports/Helipads

Pin	Name	Distance
1	London Heathrow Airport	7.26 miles
2	London Gatwick Airport	18.28 miles
3	Biggin Hill Airport	19.05 miles
4	London City Airport	21.47 miles



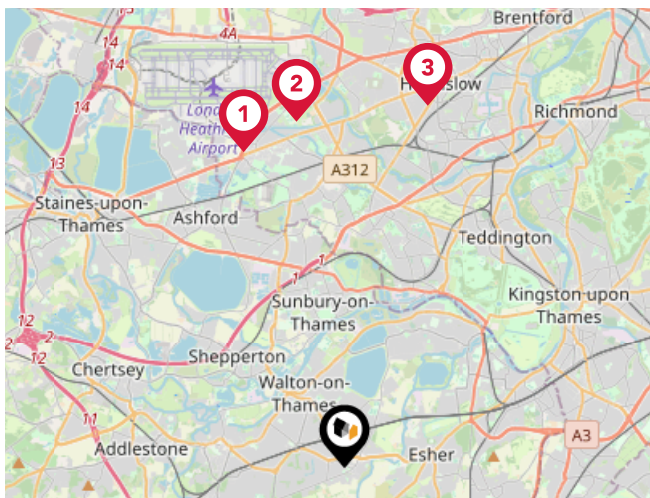
# Area

## Transport (Local)



### Bus Stops/Stations

Pin	Name	Distance
1	Beech Close	0.18 miles
2	Robinsway	0.21 miles
3	Beech Close	0.19 miles
4	Felcott Road	0.17 miles
5	Felcott Road	0.18 miles



### Local Connections

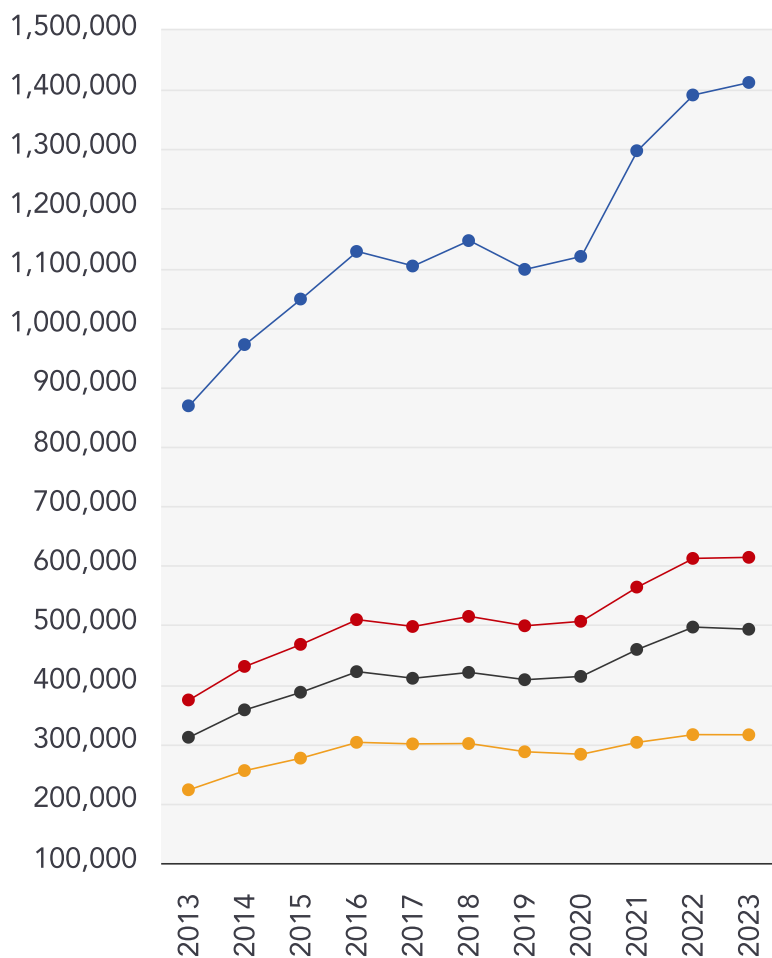
Pin	Name	Distance
1	Heathrow Terminal 4 Underground Station	6.12 miles
2	Hatton Cross Underground Station	6.46 miles
3	Hounslow Central Underground Station	6.89 miles

# Market

## House Price Statistics



### 10 Year History of Average House Prices by Property Type in KT12



Detached

**+62.58%**

Semi-Detached

**+64.08%**

Terraced

**+58.33%**

Flat

**+41.43%**



### James Neave

---

James Neave the Estate Agents are independently-owned property specialists based on Walton on Thames High Street. We don't believe that all Estate Agents are the same. We firmly believe that the decision of which Estate Agent you instruct to sell or let your home will have an impact on the outcome. We focus on doing all we can to bring our customers complete satisfaction. Our desire to bend over backwards when necessary has won us many friends, and we are proud to say a significant proportion of our work is repeat business and referral. Establishing long-lasting relationships is key to our ongoing success.

### Testimonial 1



"James Neave was the answer to our long, two year search for a buyer. We previously listed with multiple agencies in the past albeit, to no avail. The frustration was quickly remedied once we listed with James Neave who showed honesty and determination, and within one month of listing, a buyer was found. Thank you James Neaves for going above and beyond limits"

### Testimonial 2



"Words cannot express our sincerest thanks to you. You've made our move a reality and for that we will be forever indebted to you and your team."

### Testimonial 3



"We were really impressed by all the help and advice provided by Andy and the team at James Neave . All through the process we knew if we had any issues, someone was always on hand to help . James Neave have a real understanding and focus on helping families through the difficult period of a move. Their service is first class and they truly know each client / property inside out"





# James Neave

## Data Quality

We are committed to comprehensive property data being made available upfront to make the home buying and selling process quicker, easier and cheaper. This is why we have partnered with Sprift, the UK's leading supplier of property-specific data.



### Contains public sector information licensed under the Open Government License v3.0

The information contained within this report is for general information purposes only and to act as a guide to the best way to market your property for the asking price.

Sprift Technologies Ltd aggregate this data from a wide variety of sources and while we endeavour to keep the information up to date and correct, we make no representations or warranties of any kind, express or implied, about the completeness, accuracy, reliability, of the information or related graphics contained within this report for any purpose.

Any reliance you place on such information is therefore strictly at your own risk. In no event will we be liable for any loss or damage including without limitation, indirect or consequential loss or damage, or any loss or damage whatsoever arising from loss of data or profits arising out of, or in connection with, the use of this report.



#### James Neave

38 High Street Walton on Thames Surrey  
KT12 1DE  
01932 221 331  
lily@jamesneave.co.uk  
www.jamesneave.co.uk

